



## Sanitary Butt Weld Fittings



Stainless Steel Flow Control Equipment for the  
Food, Beverage, Dairy, Cosmetics, Biotechnology,  
Pharmaceutical and Electronics Processing Industries

# Sanitary Butt Weld Fittings

Top Line has been supplying high quality stainless steel products to the dairy, food, beverage, pharmaceutical and other process industries for over forty years. Our commitment to fine craftsmanship, responsible service and realistic pricing has led to our company's successive years of growth.

Top Line specializes in stainless steel materials—types 304, 316 and “L grades”.

Our modern, well equipped manufacturing facilities are staffed by skilled and dedicated craftsmen. Consistently meeting important tolerances and finish specification is of primary concern to us. Before any products leave our plant they are subjected to rigid quality assurance checks.

Top Line should always be considered your first choice for both standard and custom fabricated stainless steel products.



## Butt Weld Fittings Specifications

Size Range: 1" OD through 4" OD  
Materials: 304 (Stock No. Prefix 35)  
316L (Stock No. Prefix 39)  
Finish: No. 7 – ID and OD (standard)  
No. 5 – OD only (special)  
No. 3 – ID only (special)  
No. 1 – unpolished (special)

## Ordering Specifications

Specify:

- Quantity
- Size
- Product Description
- Stock Number
- Material Type
- Polish Requirements

## Example

Quantity	Size	Product Description	Stock Number	Material Type	Polish
<u>3 Each</u>	<u>2"</u>	<u>L2S-90°</u>	<u>35720</u>	<u>Type 304</u>	<u>No. 7</u>

### LIMITED WARRANTY

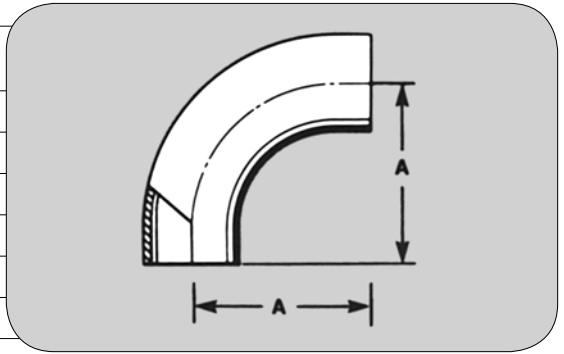
Top Line Process Equipment Company products are warranted to be free of defects in material or workmanship for a period of one year from date of shipment. Warranty covers those Top Line products used in an approved installation and maintained in strict accordance with recognized standard industry practice. If, after properly authorized return, Top Line determines that products are defective, Top Line may at its option, repair or replace such defective products.

Top Line shall not be liable for consequential, indirect or incidental damages. The above warranty is in lieu of all other warranties, expressed or implied.

\*Styles and dimensions are subject to change without notice.

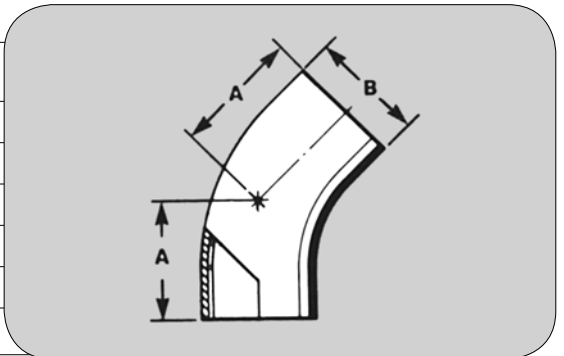
### L2S-90° TUBE BEND (3A)

SIZE (TUBE O.D.)	A	STOCK NO.
1	2-1/16	35710
1 1/2	2-15/16	35715
2	4-1/16	35720
2 1/2	5-3/16	35725
3	6-5/16	35730
4	8-5/16	35740



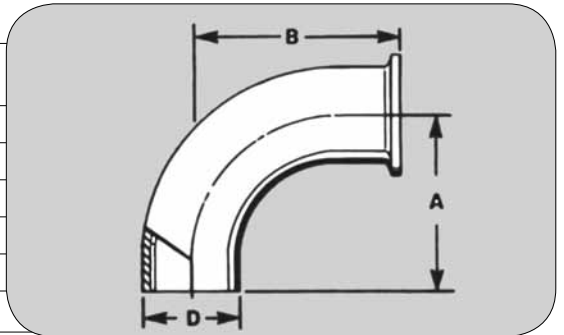
### L2KS-45° TUBE BEND (3A)

SIZE (TUBE O.D.)	A	B	STOCK NO.
1	1-3/16	1	35810
1 1/2	1-5/8	1-1/2	35815
2	2-5/16	2	35820
2 1/2	3	2-1/2	35825
3	3-11/16	3	35830
4	4-13/16	4	35840



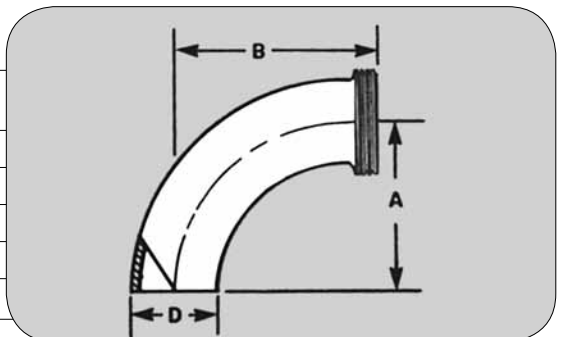
### L2CM-90° SWEEP ELL(3A)

SIZE (TUBE O.D.)	A	B	D	STOCK NO.
1	2-1/16	2-9/16	1	3510510C
1-1/2	2-15/16	3-7/16	1-1/2	3510515C
2	4-1/16	4-9/16	2	3510520C
2-1/2	5-3/16	5-11/16	2-1/2	3510525C
3	6-5/16	6-13/16	3	3510530C
4	8-5/16	8-15/16	4	3510540C



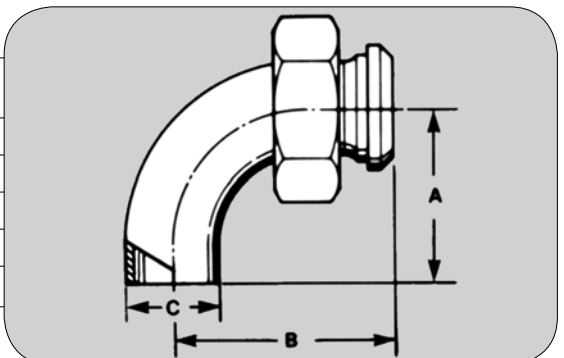
### L2C-90° ELL (3A)

SIZE (TUBE O.D.)	A	B	D	STOCK NO.
1-1/2	2-15/16	3-21/32	1-1/2	3510515T
2	4-1/16	4-25/32	2	3510520T
2-1/2	5-3/16	6-1/32	2-1/2	3510525T
3	6-5/16	7-7/32	3	3510530T
4	8-5/16	9-17/32	4	3510540T



### L2F-90° SWEEP ELL (3A)

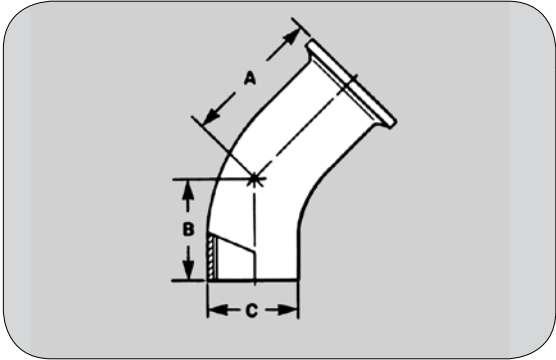
SIZE (TUBE O.D.)	A	B	C	STOCK NO.
1-1/2	2-15/16	3-21/32	1-1/2	3510615
2	4-1/16	4-25/32	2	3510620
2-1/2	5-3/16	6-1/32	2-1/2	3510625
3	6-5/16	7-7/32	3	3510630
4	8-5/16	9-17/32	4	3510640



HEX NUT INCLUDED

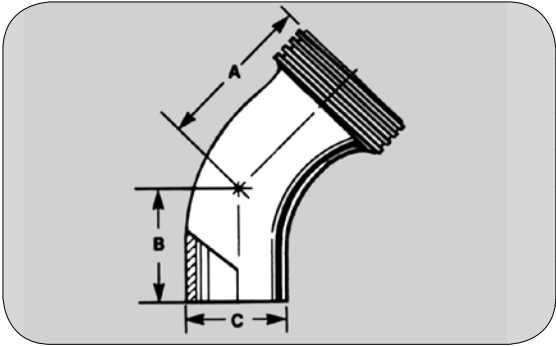
# ELBOWS, TEES

## SANITARY BUTT WELD FITTINGS



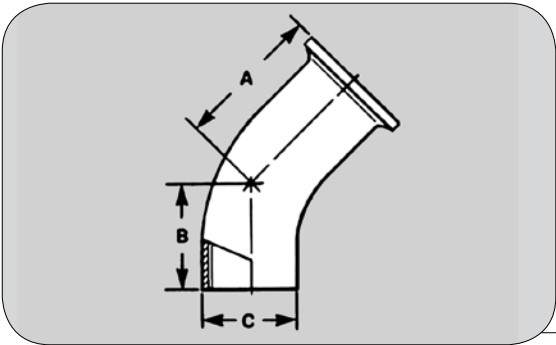
L2P-45° SWEEP ELL (3A)

SIZE (TUBE O.D.)	A	B	C	STOCK NO.
1-1/2	2-11/32	1-5/8	1-1/2	3510915
2	3-1/32	2-5/16	2	3510920
2-1/2	3-27/32	3	2-1/2	3510925
3	4-19/32	3-11/16	3	3510930
4	6-1/32	4-13/16	4	3510940



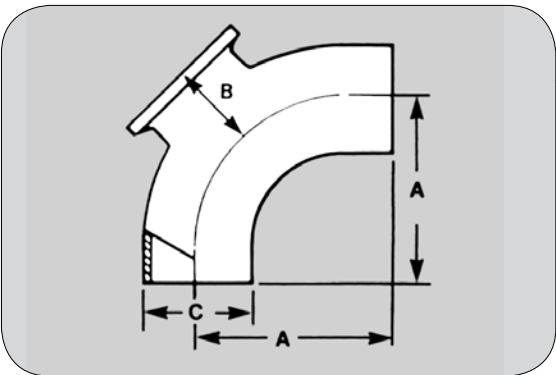
L2K-45° SWEEP ELL (3A)

SIZE (TUBE O.D.)	A	B	C	STOCK NO.
1-1/2	2-11/32	1-5/8	1-1/2	3510815T
2	3-1/32	2-5/16	2	3510820T
2-1/2	3-27/32	3	2-1/2	3510825T
3	4-19/32	3-11/16	3	3510830T
4	6-1/32	4-13/16	4	3510840T



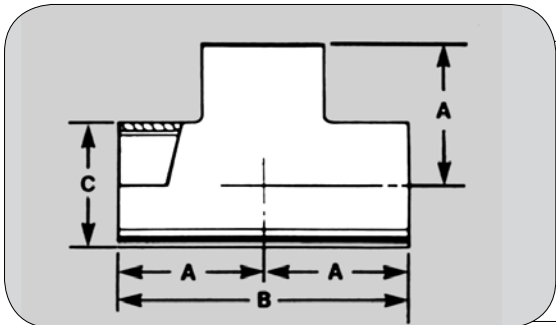
L2KM-45° SWEEP ELL (3A)

SIZE (TUBE O.D.)	A	B	C	STOCK NO.
1	1-11/16	1-3/16	1	3510810C
1-1/2	2-1/8	1-5/8	1-1/2	3510815C
2	2-13/16	2-5/16	2	3510820C
2-1/2	3-1/2	3	2-1/2	3510825C
3	4-3/16	3-11/16	3	3510830C
4	5-7/16	4-13/16	4	3510840C



L2CP7-90° INSPECTION ELBOW

SIZE (TUBE O.D.)	A	B	C	STOCK NO.
1-1/2	2-15/16	1-3/8	1-1/2	3510715
2	4-1/16	1-5/8	2	3510720
2-1/2	5-3/16	1-7/8	2-1/2	3510725
3	6-3/16	2-1/8	3	3510730
4	8-3/16	2-3/4	4	3510740

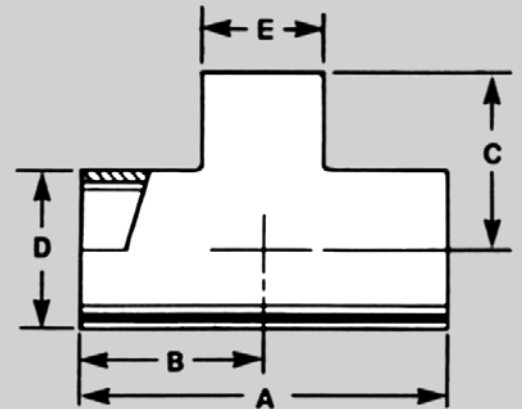


L7WWW-TEE (3A)

SIZE (TUBE O.D.)	A	B	C	STOCK NO.
1	1-1/8	2-1/4	1	351110
1-1/2	1-21/32	3-5/16	1-1/2	351115
2	2-1/16	4-1/8	2	351120
2-1/2	2-11/32	4-11/16	2-1/2	351125
3	2-19/32	5-3/16	3	351130
4	3-7/16	6-7/8	4	351140

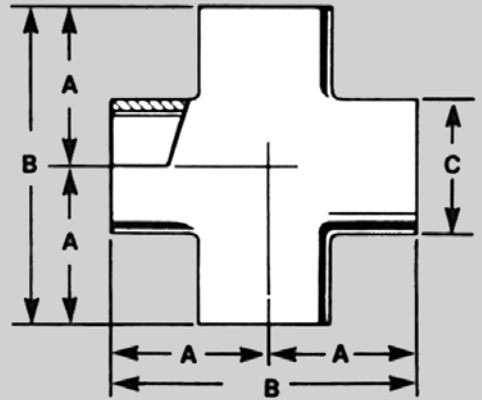
### L7RWWW-REDUCING TEE (3A)

SIZE (TUBE O.D.)	A	B	C	D	E	STOCK NO.
1-1/2 X 1	3-5/16	1-21/32	1-3/8	1-1/2	1	351115R10
2 X 1	4-1/8	2-1/16	1-5/8	2	1	351120R10
2 X 1-1/2	4-1/8	2-1/16	1-29/32	2	1-1/2	351120R15
2-1/2 X 1	4-11/16	2-11/32	1-7/8	2-1/2	1	351125R10
2-1/2 X 1-1/2	4-11/16	2-11/32	2-5/32	2-1/2	1-1/2	351125R15
2-1/2 X 2	4-11/16	2-11/32	2-5/32	2-1/2	2	351125R20
3 X 1	5-3/16	2-19/32	2-13/32	3	1	351130R10
3 X 1-1/2	5-3/16	2-19/32	2-13/32	3	1-1/2	351130R15
3 X 2	5-3/16	2-19/32	2-9/16	3	2	351130R20
3 X 2-1/2	5-3/16	2-19/32	2-19/32	3	2-1/2	351130R25
4 X 1	6-7/8	3-7/16	2-29/32	4	1	351140R10
4 X 1-1/2	6-7/8	3-7/16	2-29/32	4	1-1/2	351140R15
4 X 2	6-7/8	3-7/16	3-1/16	4	2	351140R20
4 X 2-1/2	6-7/8	3-7/16	3-29/32	4	2-1/2	351140R25
4 X 3	6-7/8	3-7/16	3-29/32	4	3	351140R30



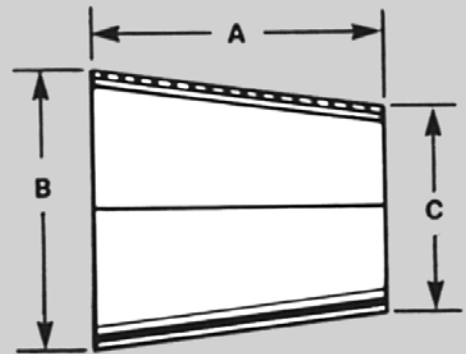
### L9WWWWW-CROSS (3A)

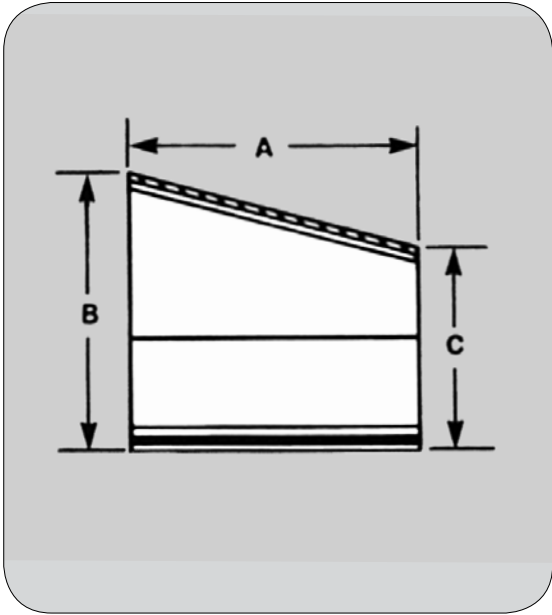
SIZE (TUBE O.D.)	A	B	C	STOCK NO.
1	1-1/8	2-1/4	1	3511410
1-1/2	1-21/32	3-5/16	1-1/2	3511415
2	2-1/16	4-1/8	2	3511420
2-1/2	2-11/32	4-11/16	2-1/2	3511425
3	2-19/32	5-3/16	3	3511430
4	3-7/16	6-7/8	4	3511440



### L31 CONCENTRIC REDUCER (3A)

SIZE (TUBE O.D.)	A	B	C	STOCK NO.
1-1/2 X 1	2	1-1/2	1	3511515
2 X 1	4	2	1	3511520A
2 X 1-1/2	2	2	1-1/2	3511520
2-1/2 X 1	6	2-1/2	1	351152510
2-1/2 X 1-1/2	4	2-1/2	1-1/2	3511525
2-1/2 X 2	2	2-1/2	2	3511525A
3 X 1	8	3	1	351153010
3 X 1-1/2	6	3	1-1/2	3511530
3 X 2	4	3	2	3511530A
3 X 2-1/2	2	3	2-1/2	3511530B
4 X 1	12	4	1	351154010
4 X 1-1/2	10	4	1-1/2	3511540
4 X 2	8	4	2	3511540A
4 X 2-1/2	6	4	2-1/2	3511540B
4 X 3	4	4	3	3511540C





L32 ECCENTRIC REDUCER (3A)

SIZE (TUBE O.D.)	A	B	C	STOCK NO.
1-1/2 X 1	2	1-1/2	1	3512115
2 X 1	4	2	1	351212010
2 X 1-1/2	2	2	1-1/2	3512120
2-1/2 X 1	6	2-1/2	1	351212510
2-1/2 X 1-1/2	4	2-1/2	1-1/2	3512125
2-1/2 X 2	2	2-1/2	2	3512125A
3 X 1	8	3	1	351213010
3 X 1-1/2	6	3	1-1/2	3512130
3 X 2	4	3	2	3512130A
3 X 2-1/2	2	3	2-1/2	3512130B
4 X 1	12	4	1	351514010
4 X 1-1/2	10	4	1-1/2	3512140
4 X 2	8	4	2	3512140A
4 X 2-1/2	6	4	2-1/2	3512140B
4 X 3	4	4	3	3512140C



# TOP LINE

PROCESS EQUIPMENT COMPANY

... the source for  
all your product needs  
in the process industries

Contact your Top Line Representative for Assistance

Office: P.O. Box 264 · Bradford, PA 16701

Plant: 21 Valley Hunt Drive · Lewis Run, PA 16738

800-458-6095

814-362-4626

Fax: 814-362-4453

## PUMPS & STRAINERS- Centrifugal, Rotary Lobe, Filters and Strainers



## VALVES - Manual, Actuated, Diaphragm



## FITTINGS - Clamp, Sanitary Butt Weld, Bevel Seat, Tube OD Butt weld, Custom, Biopharm



## TUBING, GAUGES, SIGHT GLASSES, BRAIDED HOSE



[www.toplineonline.com](http://www.toplineonline.com)